

What proportion of Australian students in Years 4 to 9 report they have been bullied?

Male students: **26%** | Female students: **27%**

Discuss: The data about the numbers affected is similar for male and female students. Do you think that the type of bullying (e.g. physical violence, rumours, cyber bullying etc.) that girls and boys tend to experience are the same or different? Why?

SOURCE: Cross et al. (2009). Australian Covert Bullying Prevalence Study, Perth, Child Health Promotion Research Centre, Edith Cowan University




What proportion of Australian students in Years 4 to 9 report they have bullied other people?

Male students: **11%** | Female students: **7%**

Discuss: From the data, male students are more likely to bully others than female students. What are some possible explanations for this pattern?

SOURCE: Cross et al. (2009). Australian Covert Bullying Prevalence Study, Perth, Child Health Promotion Research Centre, Edith Cowan University




What proportion of Australian students in Years 4 to 9 report they have been cyber bullied?

Male students: **5%** | Female students: **8%**

Discuss: Female students are a little more likely to experience cyber bullying than males. Does this surprise you? What are some possible explanations for this pattern?

SOURCE: Cross et al. (2009). Australian Covert Bullying Prevalence Study, Perth, Child Health Promotion Research Centre, Edith Cowan University



What proportion of Australian students in Year 5 report they have experienced being hurt physically by another student?

32% (that is around one in three students)

Discuss: All injuries are not due to bullying. What are some of the other ways in which students might end up injuring others?

SOURCE: Cross et al. (2009). Australian Covert Bullying Prevalence Study, Perth, Child Health Promotion Research Centre, Edith Cowan University




What proportion of Australian students in Year 6 report they have experienced being teased in nasty ways?

66% (that is two in three students)

Discuss: What effects can nasty teasing have on people?

SOURCE: Cross et al. (2009). Australian Covert Bullying Prevalence Study, Perth, Child Health Promotion Research Centre, Edith Cowan University



What proportion of Australian students in Year 5 report they have experienced having lies told about them by other children?

42% (more than four in 10 students)

Discuss: What effects can telling lies about others have on people?

SOURCE: Cross et al. (2009). Australian Covert Bullying Prevalence Study, Perth, Child Health Promotion Research Centre, Edith Cowan University



Who is more likely to fight back if they are being bullied – male or female students?

Male students. 53% of male students (Year 4–9) said they would fight back compared to 38% of female students.

Discuss: Boys are more likely to fight back than girls. Does this surprise you? What sorts of pressures might be on boys that lead them to fight back?

SOURCE: Cross et al. (2009). Australian Covert Bullying Prevalence Study, Perth, Child Health Promotion Research Centre, Edith Cowan University



What proportion of Australian adults (aged 18 years and over) have experienced physical violence perpetrated by a current or previous partner since the age of 15?

32% (that is around one in three students)

Males: 5% | Females: 17%

Discuss: Why do you think women are more likely to experience physical violence perpetrated by a partner than men?

SOURCE: Australian Bureau of Statistics. (2013). Personal Safety, Australia, 2012, Cat no. 4906.0. Canberra.



Are male or female students more likely to seek help if bullied?

Female students. 87% of female students (Year 4-9) said they would ask for help compared with 66% of male students.

Discuss: Does this surprise you? What are some possible explanations for this pattern?

SOURCE: Cross et al. (2009). Australian Covert Bullying Prevalence Study, Perth, Child Health Promotion Research Centre, Edith Cowan University



What proportion of young people aged 14 and over who identify as lesbian, gay, bisexual, transgender or intersex report they have experienced abuse or discrimination at school?

80% (that's four in five)

Discuss: What effects might this have on those experiencing the abuse and discrimination and those observing the abuse and discrimination?

SOURCE: Australian Research Centre in Sex, Health and Society. (2010). Writing Themselves In 3: The third national study on the sexual health and wellbeing of same sex attracted and gender questioning young people. La Trobe University, Melbourne, Australia.



Are adult men or adult women in Australia more likely to experience physical violence?

Adult men. One in two (or half) adult men experience physical violence whereas one in three (or one-third) of adult women experience physical violence.

Discuss: Why do you think men are more likely than women to experience physical violence?

Who do you think are the main perpetrators of physical violence?

SOURCE: Australian Bureau of Statistics (2013). Personal Safety, Australia, 2012, Cat no. 4906.0. Canberra, Australian Bureau of Statistics.



What proportion of Australian adults (aged 18 years and over) report they have experienced emotional abuse (behaviour causing emotional harm or fear) by a partner since the age of 15?

Males: 14% | Females: 25%

Discuss: Why do you think women are more likely to experience emotional abuse perpetrated by a partner than men are?

SOURCE: Australian Bureau of Statistics (2013). Personal Safety, Australia, 2012, Cat no. 4906.0. Canberra, Australian Bureau of Statistics.